

# 2SD1272

## Silicon NPN triple diffusion planar type

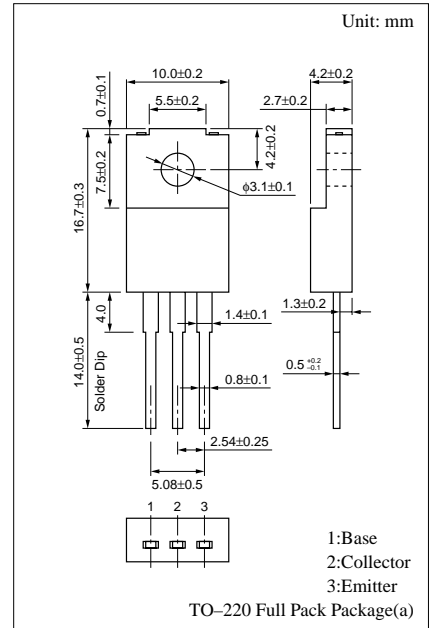
For high-speed switching and high current amplification ratio

### Features

- High forward current transfer ratio  $h_{FE}$
- Satisfactory linearity of forward current transfer ratio  $h_{FE}$
- Full-pack package which can be installed to the heat sink with one screw

### Absolute Maximum Ratings ( $T_C=25^\circ\text{C}$ )

Parameter	Symbol	Rated	Unit
Collector to base voltage	$V_{CBO}$	200	V
Collector to emitter voltage	$V_{CEO}$	150	V
Emitter to base voltage	$V_{EBO}$	6	V
Peak collector current	$I_{CP}$	2.5	A
Collector current	$I_C$	1	A
Base current	$I_B$	0.1	A
Collector power dissipation	$P_C$	40	W
		2	
Junction temperature	$T_j$	150	$^\circ\text{C}$
Storage temperature	$T_{stg}$	-55 to +150	$^\circ\text{C}$



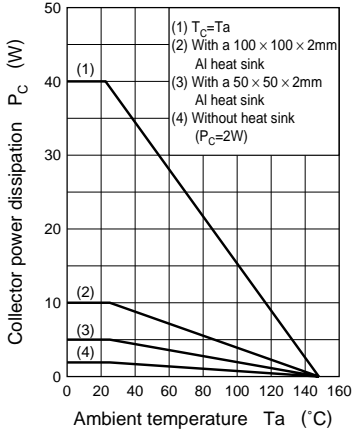
### Electrical Characteristics ( $T_C=25^\circ\text{C}$ )

Parameter	Symbol	Conditions	min	typ	max	Unit
Collector cutoff current	$I_{CBO}$	$V_{CB} = 200\text{V}, I_E = 0$			100	$\mu\text{A}$
Emitter cutoff current	$I_{EBO}$	$V_{EB} = 6\text{V}, I_C = 0$			100	$\mu\text{A}$
Collector to emitter voltage	$V_{CEO}$	$I_C = 25\text{mA}, I_B = 0$	150			V
Forward current transfer ratio	$h_{FE}^*$	$V_{CE} = 4\text{V}, I_C = 0.2\text{A}$	500		2000	
Collector to emitter saturation voltage	$V_{CE(sat)}$	$I_C = 0.5\text{A}, I_B = 0.02\text{A}$			1	V
Transition frequency	$f_T$	$V_{CE} = 4\text{V}, I_C = 0.1\text{A}, f = 10\text{MHz}$		25		MHz

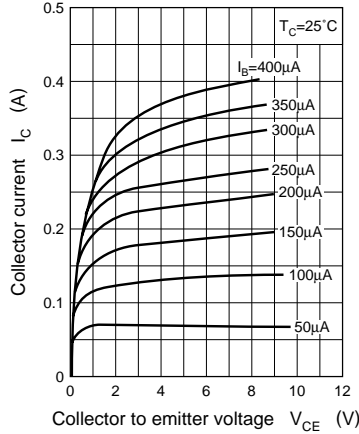
\* $h_{FE}$  Rank classification

Rank	Q	P
$h_{FE}$	500 to 1200	800 to 2000

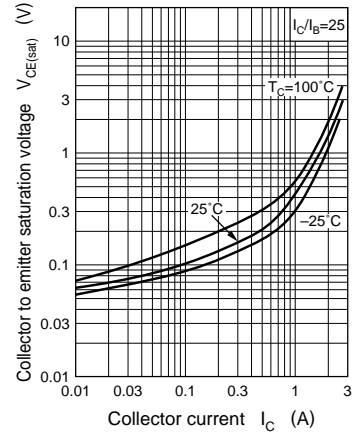
$P_C - T_a$



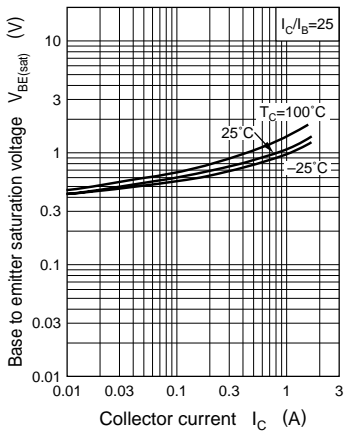
$I_C - V_{CE}$



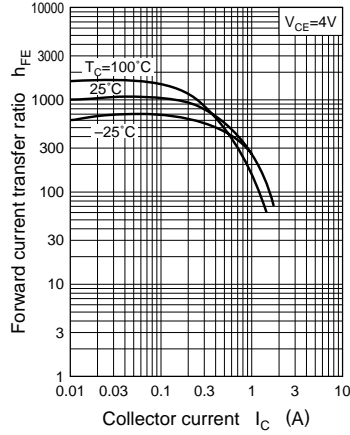
$V_{CE(sat)} - I_C$



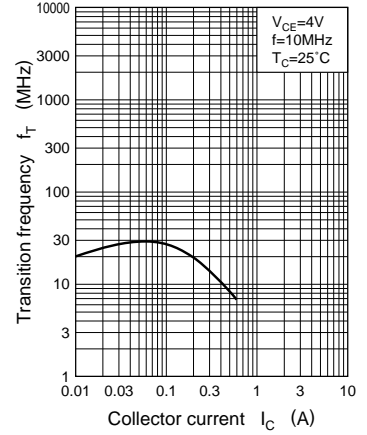
$V_{BE(sat)} - I_C$



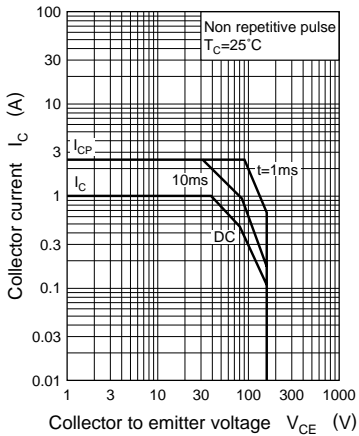
$h_{FE} - I_C$



$f_T - I_C$



Area of safe operation (ASO)



$R_{th(t)} - t$

