

TOSHIBA TRANSISTOR SILICON NPN TRIPLE DIFFUSED TYPE

2SC3307

HIGH SPEED AND HIGH VOLTAGE SWITCHING APPLICATIONS.
 SWITCHING REGULATOR APPLICATIONS.
 HIGH SPEED DC-DC CONVERTER APPLICATIONS.

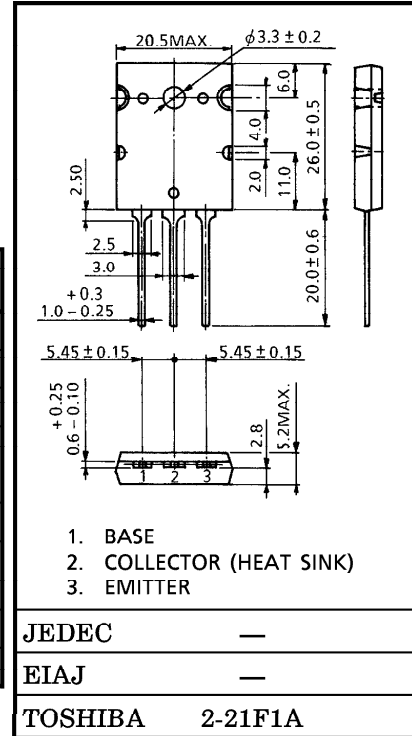
INDUSTRIAL APPLICATIONS

Unit in mm

- Excellent Switching Times
 : $t_r = 1.0\mu s$ (Max.), $t_f = 1.0\mu s$ (Max.) ($I_C = 5A$)
- High Collector Breakdown Voltage : $V_{CEO} = 800V$

MAXIMUM RATINGS ($T_a = 25^\circ C$)

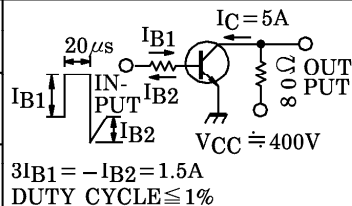
CHARACTERISTIC	SYMBOL	RATING	UNIT
Collector-Base Voltage	V_{CBO}	900	V
Collector-Emmitter Voltage	V_{CEO}	800	V
Emmitter-Base Voltage	V_{EBO}	7	V
Collector Current	DC	I_C	10
	Pulse	I_{CP}	15
Base Current	I_B	3	A
Collector Power Dissipation ($T_c = 25^\circ C$)	P_C	150	W
Junction Temperature	T_j	150	$^\circ C$
Storage Temperature Range	T_{stg}	-55~150	$^\circ C$



ELECTRICAL CHARACTERISTICS ($T_a = 25^\circ C$)

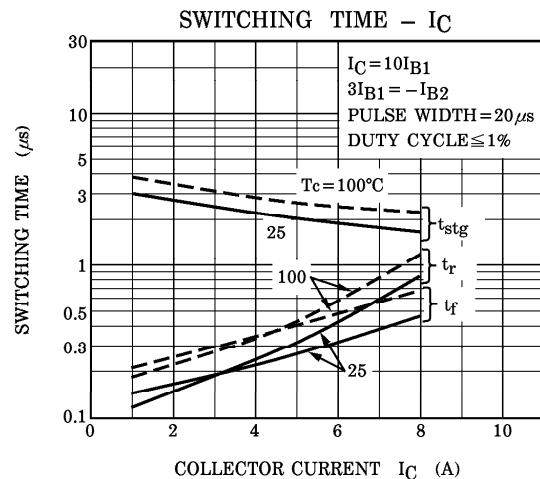
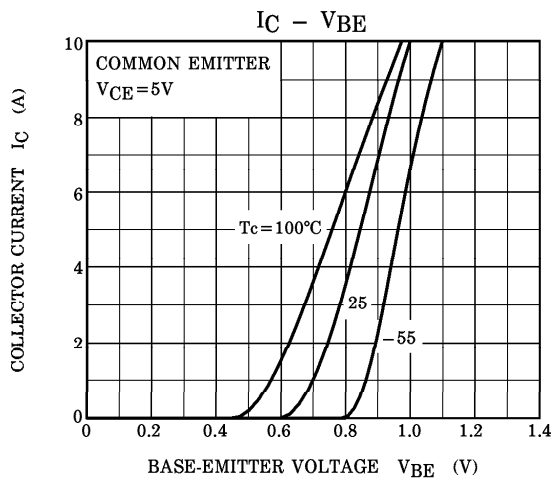
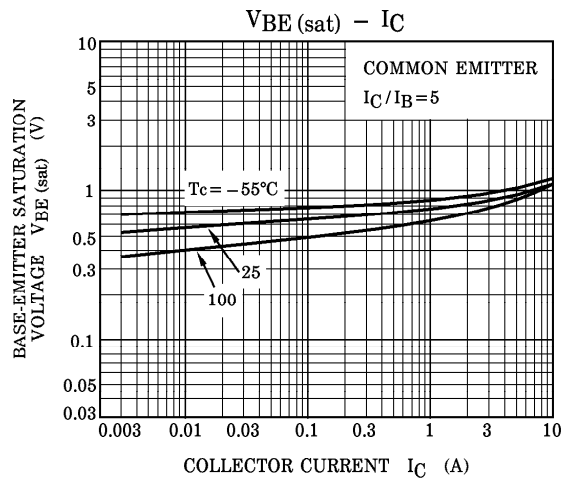
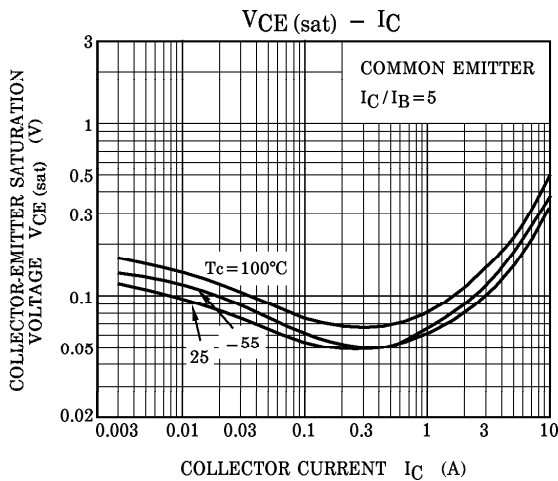
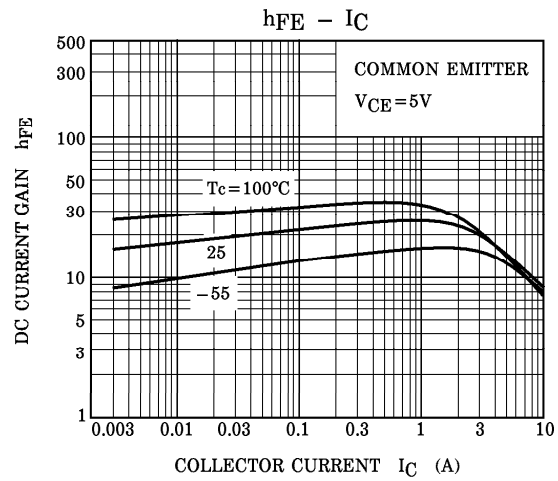
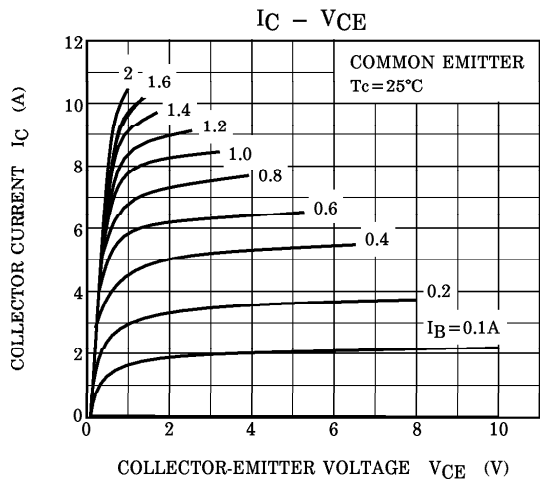
Weight : 9.8g

CHARACTERISTIC	SYMBOL	TEST CONDITION	MIN.	TYP.	MAX.	UNIT
Collector Cut-off Current	I_{CBO}	$V_{CB} = 800V, I_E = 0$	—	—	100	μA
Emmitter Cut-off Current	I_{EBO}	$V_{EB} = 7V, I_C = 0$	—	—	1	mA
Collector-Base Breakdown Voltage	$V_{(BR)CBO}$	$I_C = 1mA, I_E = 0$	900	—	—	V
Collector-Emmitter Breakdown Voltage	$V_{(BR)CEO}$	$I_C = 10mA, I_B = 0$	800	—	—	V
DC Current Gain	$h_{FE(1)}$	$V_{CE} = 5V, I_C = 10mA$	10	—	—	
	$h_{FE(2)}$	$V_{CE} = 5V, I_C = 5A$	10	—	—	
Collector-Emmitter Saturation Voltage	$V_{CE(sat)}$	$I_C = 5A, I_B = 1A$	—	—	1.0	V
Base-Emmitter Saturation Voltage	$V_{BE(sat)}$	$I_C = 5A, I_B = 1A$	—	—	1.5	V
Switching Time	Rise Time	t_r	—	—	1.0	μs
	Storage Time	t_{stg}	—	—	3.0	
	Fall Time	t_f	—	—	1.0	



961001EAA2

● TOSHIBA is continually working to improve the quality and the reliability of its products. Nevertheless, semiconductor devices in general can malfunction or fail due to their inherent electrical sensitivity and vulnerability to physical stress. It is the responsibility of the buyer, when utilizing TOSHIBA products, to observe standards of safety, and to avoid situations in which a malfunction or failure of a TOSHIBA product could cause loss of human life, bodily injury or damage to property. In developing your designs, please ensure that TOSHIBA products are used within specified operating ranges as set forth in the most recent products specifications. Also, please keep in mind the precautions and conditions set forth in the TOSHIBA Semiconductor Reliability Handbook.



961001EAA2'

- The information contained herein is presented only as a guide for the applications of our products. No responsibility is assumed by TOSHIBA CORPORATION for any infringements of intellectual property or other rights of the third parties which may result from its use. No license is granted by implication or otherwise under any intellectual property or other rights of TOSHIBA CORPORATION or others.
- The information contained herein is subject to change without notice.

